

SOUTHERN INYO HEALTHCARE DISTRICT

Regular Meeting of the Board of Directors Minutes

Date: Tuesday, April 10, 2018

Time: 4:30 p.m.

Location: RCA Church

550 East Post St

Lone Pine, CA 93545

PRESENT

Jaqueline Hickman, President

Charles Carson, Treasurer

Richard Fedchenko, Director

ABSENT

Mark Lacey, Vice President

Carma Roper, Secretary

OTHERS

Brian Cotter, CEO

Shannon Jimerson, CNO

Chris Marks, IT

Ashley McDow, Attorney (via phone)

Scott Nave, Attorney (via phone)

I. CALL TO ORDER

The meeting was called to order at 4:30 p.m.

Action: Director Fedchenko moved to approve the agenda. Treasurer Carson seconded. All approved.

II. PUBLIC COMMENTS ON ITEMS NOT ON THE AGENDA

Earl provided a question.

III. BUSINESS ITEMS

A. Consent Agenda

1. Approval of Minutes

a. Special Board Meeting Minutes of March 5, 2018.

b. Special Board Meeting Minutes of March 12, 2018.

c. Regular Board Meeting Minutes of March 13, 2018.

d. Special Board Meeting Minutes of March 21, 2018.

e. Special Board Meeting Minutes of March 29, 2018.

Board of Directors:

Jaqueline Hickman
President

Mark Lacey
Vice President

Carma Roper
Secretary

Charles Carson
Treasurer

Richard Fedchenko
Director

Action: Treasurer Carson moved to approve the Minutes. Director Fedchenko seconded. All approved.

2. Approval of the Physician Privileges

- a. **David East, DO, Emergency Physician, Extended Medical Staff Privileges**
- b. **Tracey Levens, Emergency Physician, Extended Medical Staff Privileges**
- c. **Todd Farrer, MD, Family Medicine, Temporary Medical Staff Privileges**
- d. **Adam Klang, MD, Internal Medicine, Temporary Medical Staff Privileges**

Action: Treasurer Carson moved to approve the Medical Staff Privileges. Director Fedchenko seconded. All approved.

B. Approval of Resolution No. 18-3 for the Board of Directors to change the authorized signatory for the Southern Inyo Healthcare District Bank Accounts.

C. Approval of Resolution No. 18-4 for the Board of Directors to change the authorized signatory for the Southern Inyo Healthcare District Bank Accounts.

Action: Director Fedchenko moved to approve Items B and C. Treasurer Carson seconded. All approved.

IV. REPORTS

A. Financial Report

B. CEO Report

Brian Cotter reviewed the monthly volumes and graphs on the monthly financials. Mr. Cotter mentioned the recent donation and letter giving thanks to the Emergency Room Staff and EMTs.

C. Medical Staff Report

Shannon Jimerson, CNO gave a brief report on the Quality Assurance Improvement Plan. Update on CMS Survey.

V. COMMENTS FROM THE BOARD OF DIRECTORS

President Hickman made comment to item IV. B.

President Hickman mentioned the new activities of wellness, located at Statham. There will be classes on stretching and Blood Drive.

Director Fedchenko and President Hickman made comments on Measure J and the votes.

Treasurer Carson gave thanks to President Hickman and Director Fedchenko for all

Board of Directors:

Jaqueline Hickman
President

Mark Lacey
Vice President

Carma Roper
Secretary

Charles Carson
Treasurer

Richard Fedchenko
Director

their hard work.

VI. CLOSED SESSION


A. Existing Litigation (Govt Code 54956.9): Chapter 9 Bankruptcy

VII. CLOSED SESSION REPORT

Chapter 9 Bankruptcy was discussed. No other items were discussed. There was no action taken by the Board in Closed Session.

VIII. ADJOURNMENT

The Open Session meeting adjourned at 4:57 p.m.



President or Secretary of the Board

5-8-78
Date

NOTICE TO THE PUBLIC

PUBLIC COMMENT PERIOD FOR REGULAR MEETINGS

Members of the public may comment on any item on the agenda before the Board takes action on it. The public may also comment on items of interest to the public that is within the subject matter jurisdiction of the Board; provided, however, the Board may not take action on any item not appearing on the agenda unless the action is otherwise authorized by law. Any person addressing the Board will be limited to a maximum of three (3) minutes so that all interested parties have an opportunity to speak.

COPIES OF PUBLIC RECORDS

All writings, materials, and information provided to the Board for their consideration relating to any open session agenda item of the meeting are available for public inspection and copying during regular business hours at the Administration Office of the District at 501 E. Locust Street, Lone Pine, California.

COMPLIANCE WITH ADA

This agenda shall be made available upon request in alternative formats to persons with a disability, as required by the Americans with Disabilities Act of 1990 (42 U.S.C. § 12132) and the Ralph M. Brown Act (Cal. Gov't Cod. § 54954.2). Persons requesting a disability related modification or accommodation in order to participate in the meeting should contact the Administrative Office during regular business hours by phone at (760) 876-5501, or in person at the District's Administrative Office at 501 E. Locust St., Lone Pine, California.

Board of Directors:

Jaqueline Hickman
President

Mark Lacey
Vice President

Carma Roper
Secretary

Charles Carson
Treasurer

Richard Fedchenko
Director

CONFIDENTIAL

BOARD OF DIRECTORS MEETING

April 10, 2018

Southern Inyo Healthcare District

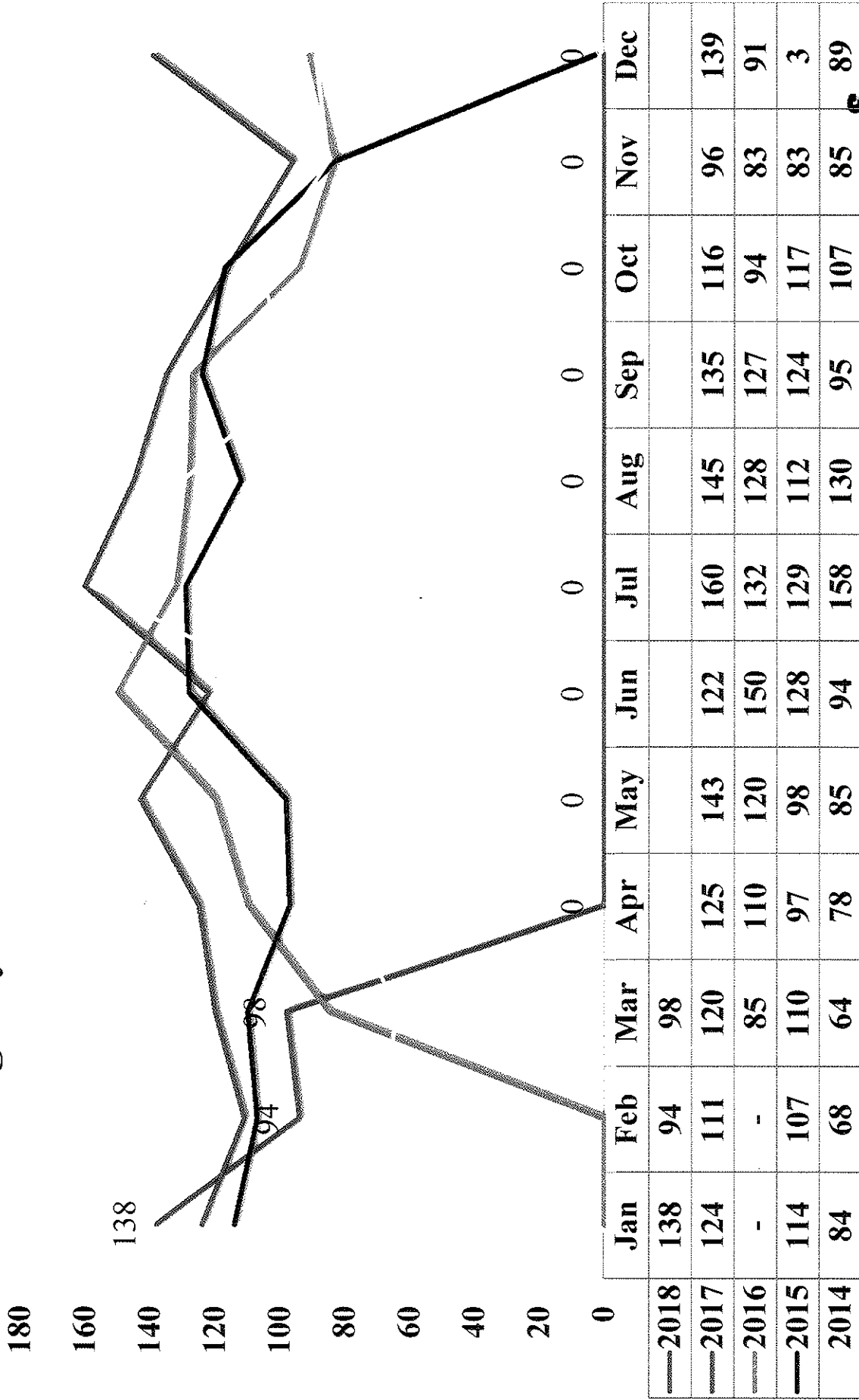


Emergency Room Volume

Average Visits Per Day		Jan	Feb	Mar	Apr	May	Jun	Jul	Aug	Sep	Oct	Nov	Dec
2018	4.46	3.36	3.17										
2017	4.4	3.9	3.8	4.2	4.6	4.1	5.2	4.7	4.5	3.7	3.2	4.49	
2016	-	-	2.7	3.7	3.9	5.0	4.3	4.1	4.1	3.0	2.8	2.9	
2015	3.7	3.8	3.5	3.2	3.2	4.3	4.2	3.6	4.1	3.8	2.8	0.1	
2014	2.7	2.4	2.1	2.6	2.7	3.1	5.1	4.2	3.2	3.5	2.8	2.9	
2013	2.9	2.4	2.5	2.2	2.8	3.3	3.4	3.0	3.3	2.0	2.3	2.1	
2012	2.7	2.9	2.7	3.5	3.2	4.2	3.8	3.9	3.2	3.0	2.7	2.9	

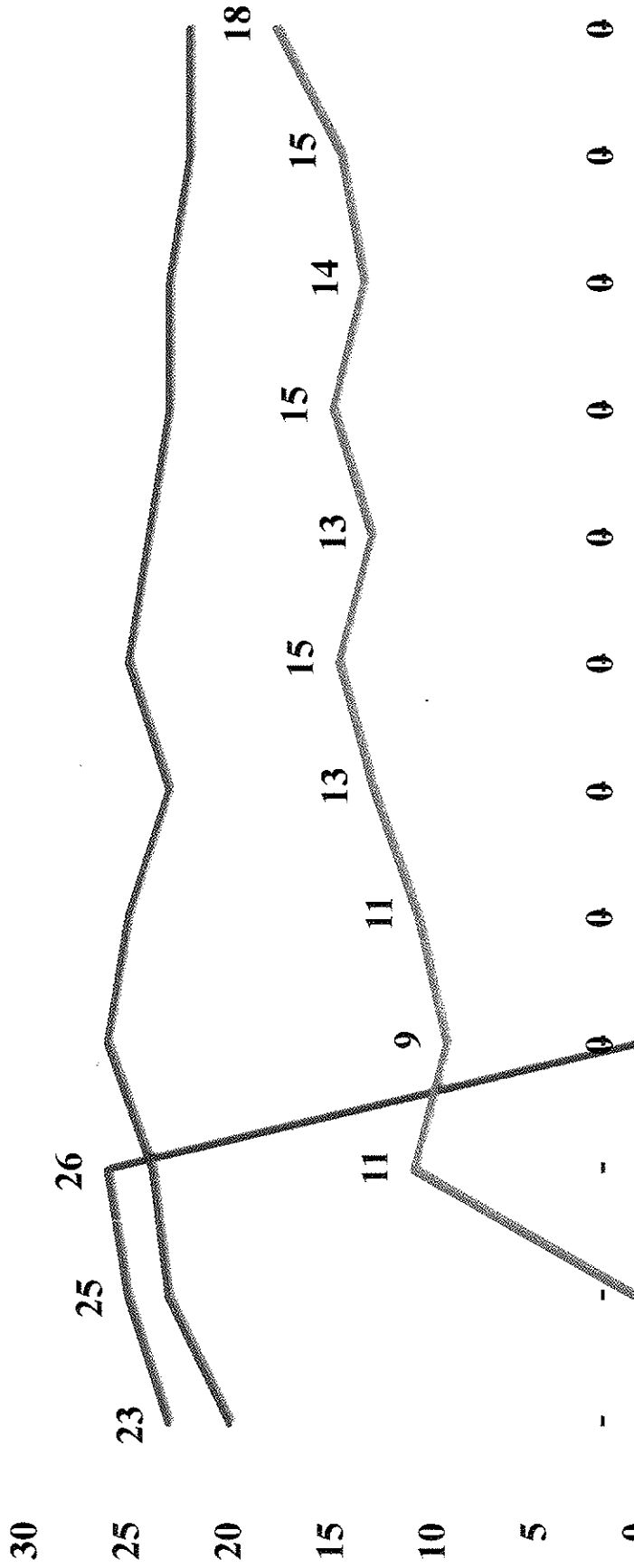


Emergency Room Volume – Visits Per Month



—2018 —2017 —2016 —2015 —2014

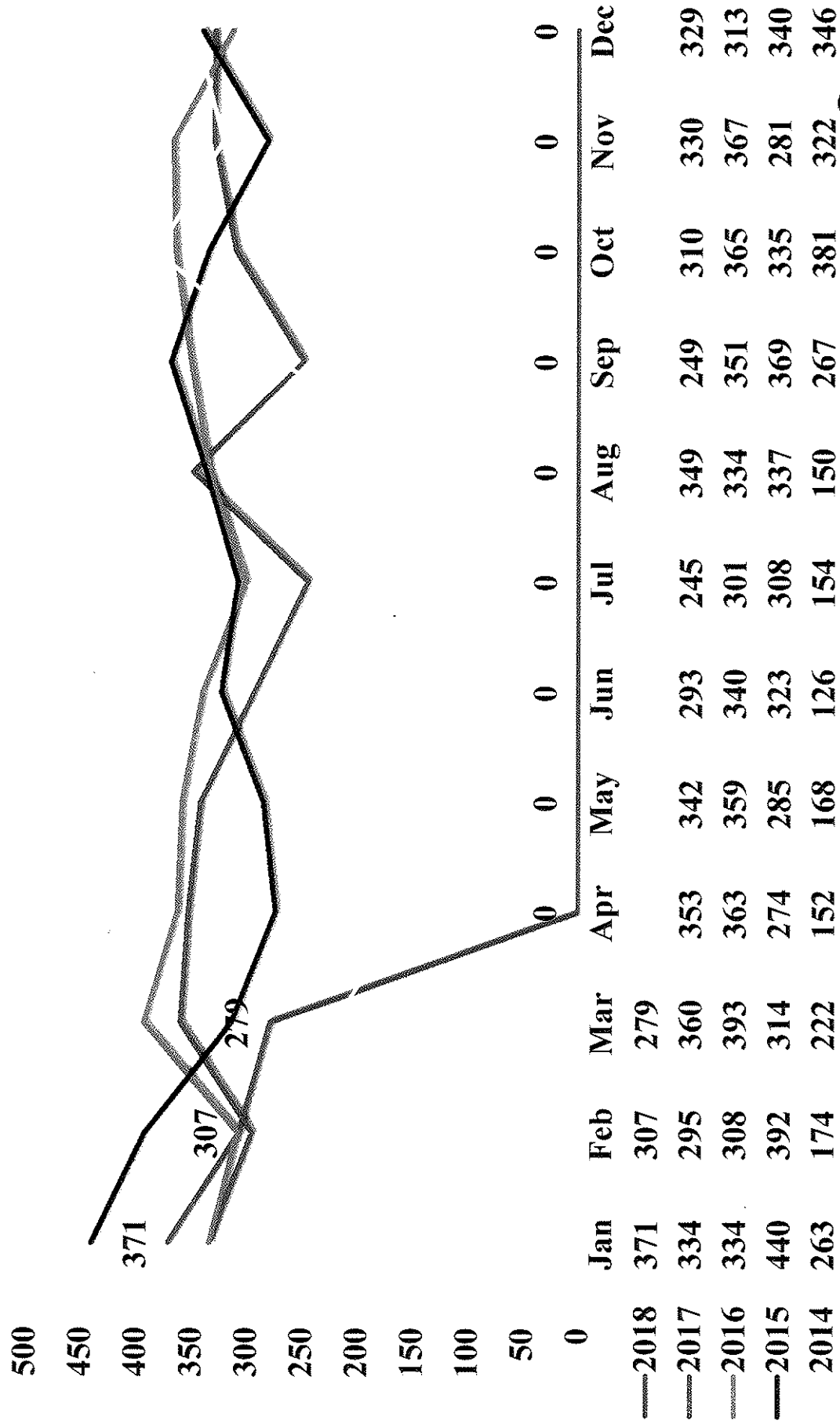
Skilled Nursing Facility Volumes – Monthly Census



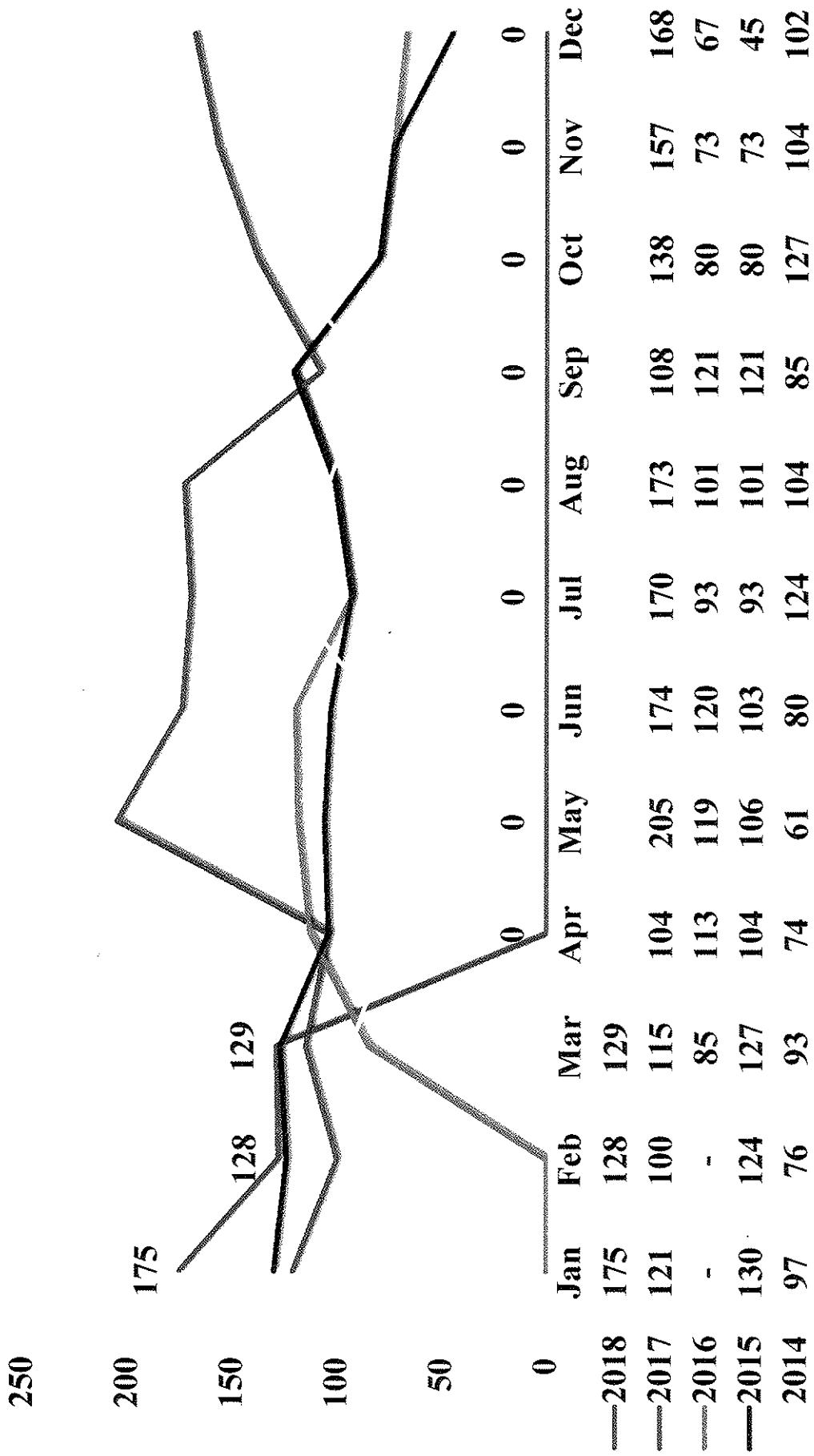
	Jan	Feb	Mar	Apr	May	Jun	Jul	Aug	Sep	Oct	Nov	Dec
2018	23	25	26	26	25	23	25	24	23	23	22	22
2017	20	23	24	26	25	23	25	24	23	23	22	22
2016	-	-	11	9	11	13	15	13	15	14	15	18
2015	-	-	-	-	-	-	-	-	-	-	-	-
2014	-	-	-	-	-	-	-	-	-	-	-	-



SIHD Rural Clinic Volumes – Visits Per Month



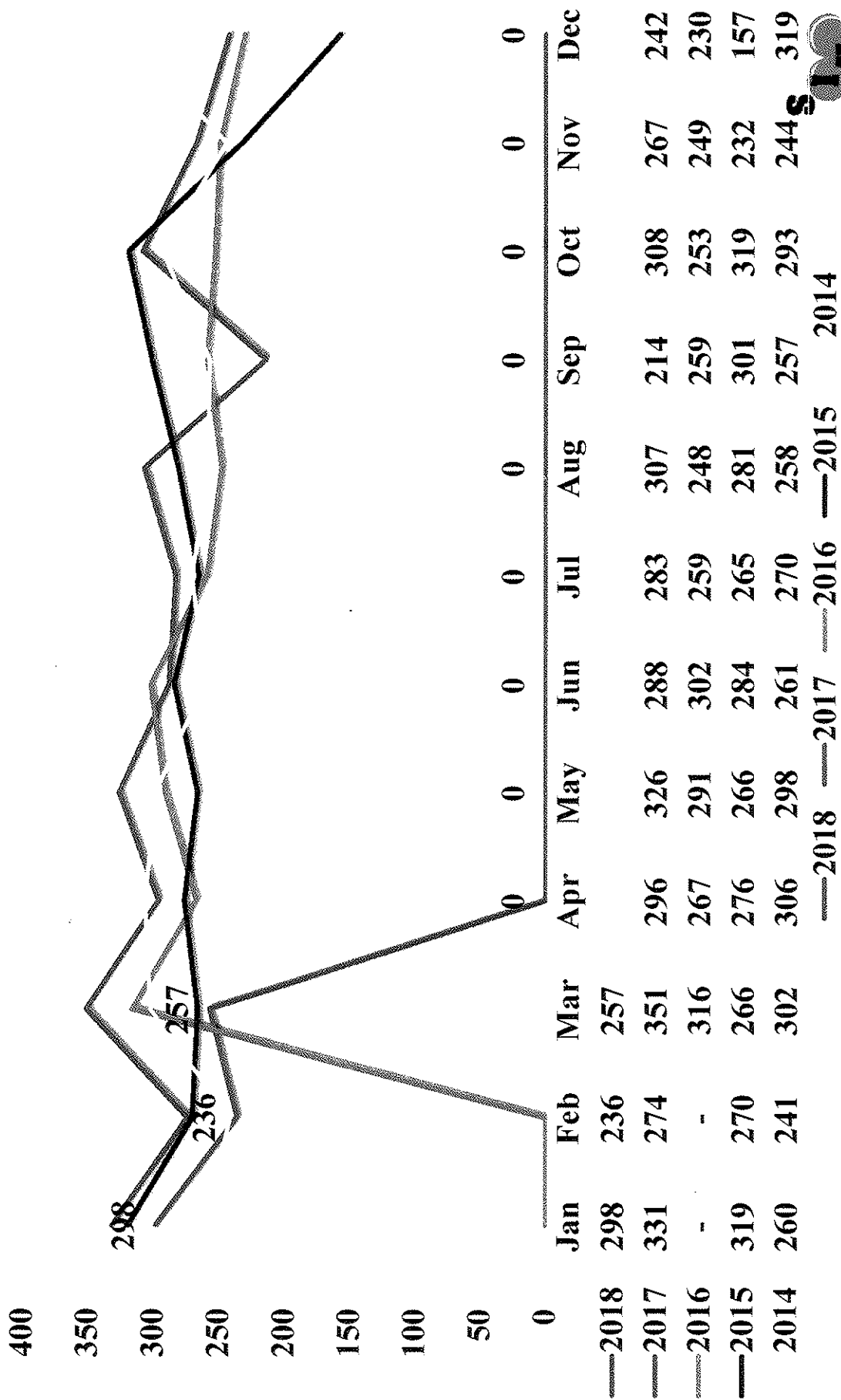
X Ray Volumes – Visits Per Month



—2018 —2017 —2016 —2015 —2014



Laboratory Volumes



Month	Billed	Collected	Variance %
January	\$310,705	\$220,057	71%
February	\$322,604	\$316,236	98%
March	\$266,473	\$161,595	61%
April	\$577,280	\$186,870	32%
May	\$819,320	\$356,961	44%
June	\$2,403,452	\$349,697	15%
July	\$1,091,385	\$542,926	50%
August	\$1,304,964	\$393,975	30%
September	\$908,594	\$329,209	36%
October *	\$1,149,944	\$502,823	44%
November	\$836,546	\$292,577	35%
December	\$1,169,840	\$321,896	28%
2017 Total	\$11,161,107	\$3,974,822	36%
Community Benchmark	\$11,161,107	\$5,580,553.50	50%
Potential missed		\$1,605,731.52	

\$184,823


2018	Billed	Collected	Variance %
January	\$1,435,896	\$280,000	24%
February	\$1,024,835	\$395,020	28%
March	\$1,700,000	\$440,685	43%
April			
May			
June			
July			
August			
September			
October			
November			
December			

2017

January	\$220,057
February	\$316,236
March	\$161,595
April	\$186,870
May	\$356,961
June	\$349,697
July	\$542,926
August	\$393,975
September	\$329,209
October*	\$502,823
November	\$292,577
December	\$321,896

2018

January	\$280,000
February	\$395,020
March	\$440,685



CY QTR 1 2017 \$697,888
CY QTR 1 2018 \$1,115,705

